

# MODERN & TRADITIONAL TIMBER GATES

*Heritage*  
GATES

*... a gate to  
somewhere special ...*



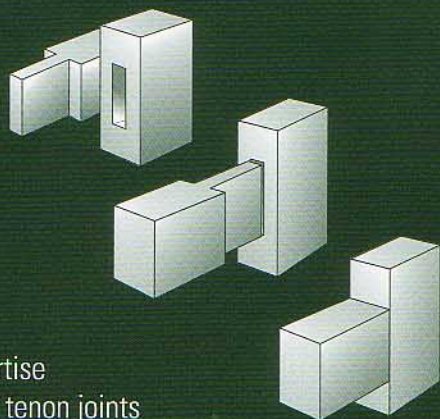
The Heritage Selection

EDITION 2



## Mission Statement

To provide our customers with superior handcrafted solid timber products that will enhance the value of their property.



Mortise and tenon joints – stress tested for centuries.



T/G&V – tongue, groove and vee – only nature does it better.

# Albury



# Heritage GATES

# Heritage Gates and Fences

## INTRODUCING OUR MODERN AND TRADITIONAL TIMBER GATES

Welcome to our catalogue featuring the Heritage Selection of solid timber gates and fences!

We are very proud to present these superior hand-crafted gates for your appreciation. Our designs and manufacturing methods are proven over many years. In fact, our very first gates, made in 1975 are still looking as good as the day they were installed!

You now have a choice of three exciting ranges. This catalogue presents the Heritage Selection with 33 different designs – our premium range – and the Country Selection with four designs which are especially suited for farms and lifestyle blocks. The Classic Selection of 12 designs, presented in a separate catalogue, aims to provide style and quality at a moderate price.

A Heritage gate, from any of these ranges, will enhance the street appeal of your home, preserve your privacy and protect your assets. It is the most gracious way to keep pets and children in and roaming animals out and it will add capital value to your property.

All our gates are manufactured from No1 clear Radiata Pine or premium clears 1 Cedar or Kwila and they come with a five year guarantee (conditions apply, see page 15). Our designs are available to suit pedestrian gates, double driveway gates, super single and sliding gates. You can also have a gate made to any size you require, to your own individual design (see page 13) or with a contoured lower &/or upper edge to accommodate a sloping driveway or fenceline.

All gates can be supplied with a high weather-resistance, four coat spray finish, but they can also be stained or primed only for you to finish. Automation is available for the Heritage and Country Selections, see page 14. Gates can be freighted to you anywhere in New Zealand at standard rates.

### HERITAGE SELECTION SPECIAL FEATURES

- Heavy duty ex 100x75mm (4"x3") frame. Dressed & sanded
- Kiln dried No 1 clears (Knot Free) Radiata pine, H3.2 Treated
- Also available in premium clears 1, Western Red Cedar or Kwila
- Very strong mortise and tenon joints (see drawing on the left)
- Waterproof adhesive
- Tongue/groove and vee (T/G&V) ex 100x25mm.



The elegant Albury design from the turn of the last century complements the villa or the modern colonial style home perfectly. Here shown with ball caps and ex 150x150mm laminated posts and the fence panels have shaped top rails. Heavy duty 28mm dowels for strength and durability.



The Albury Super Single makes a graceful yet sturdy entrance for a rural property. As with all our super single swing gates it is available in widths up to 3.66m. Note black wrap-around hinges and lever latch.

The Albury double pedestrian gate on the right gives an air of quality to a formal entrance. The ball caps and letterbox with brass fittings complete the image.




## Albury super single



The Bexley is similar to the Albury, but is lighter and simpler because it doesn't have the arch at the bottom. This gate is hung on ex 150x150mm laminated posts using black hardware. The posts are topped by Replica Plain Caps.

## Bexley



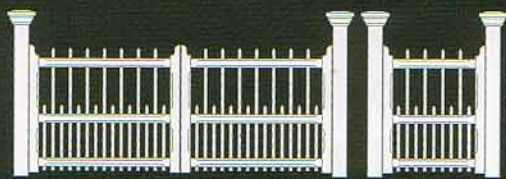
The stately character of the Parkbury made it the natural choice for the entrance to this park. The openness of gate design invites the visitor into the park and the picket fences screen the view enticingly. Made with 28mm dowels and the top rail has a dramatic 300mm rise!

## Parkbury




Heritage  
GATES

## Chelsea



The Chelsea evokes the elegance of the dowel gates in a simplified form. The straight rails make it a very price competitive gate. This gate has black hardware and is hung from ex 150x150mm laminated posts.

## Oxley



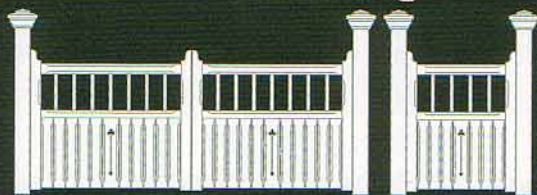
The Oxley always impresses with its craftsmanship and attention to detail. This pair is fittingly framed by a pair of ex 300x300mm laminated posts with the letterbox built into the right-hand post. Hung using understated white hardware.

## Denbigh



The Denbigh is a timeless design for homes of any period – heritage to modern. It is particularly suited for modern homes when constructed from cedar and lightly stained.

## Enderby



Clean, simple lines and pleasing fretwork detailing make the Enderby a great designed choice for a property with an understated elegance, whether classic or modern. Light and open at the top but with a semi-closed lower half it will efficiently constrain medium sized pets.



The Fernley's arch and "keystone" features uniquely complement the style of the Californian bungalow. This one is set up as a sliding gate matched with a swinging pedestrian gate.

## Fernley




The Queensleigh is a design that will complement any era or style of home, with its hit and miss palings and springing arches, giving it an appealing finish.

## Queensleigh



The curved top rail gives the Guernsey its distinctive look. This one has been upgraded to T/G&V and painted a dark colour. Please note guarantee conditions regarding paint colours.

## Guernsey




This Halsey has also been upgraded to T/G&V. Both the Guernsey and the Halsey would normally be supplied with ex 100x25mm palings with a 10mm gap. This gate has been stained a light honey colour.



## Halsey

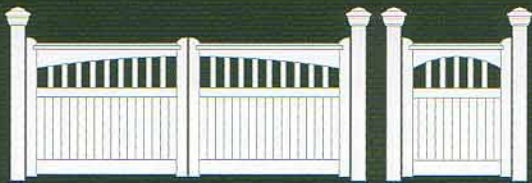


# Heritage Picket



The ever popular, crisp and neat Picket gate and matching fence panels will enhance any property. The Heritage Picket gate shows a sweeping curve from gatepost to gatepost with shaped top rails. Laminated ex 150x150mm posts and Replica Plain Caps.

# Sunbury



The Sunbury is a very solid design with ex 100x25 T/G&V at the bottom and 40x40mm vertical battens at the top. The double driveway gate above is hung on ex 300x300mm hollow laminated posts with the letterbox built into the right-hand post.




# Westbury



The clean simple lines of the Westbury give it a very impressive finish for the modern or traditional home. Shown here (on a villa) as a single swing gate, set up with automatic opener.



The Coventry continues the tradition of solidity married to elegance. The bottom panels are T/G&V and the sweeping 300mm rise in the top rail is supported by 28mm dowels.



The Courtney's curved top rail gives an inviting atmosphere to the entranceway. T/G&V with 28mm dowels makes a very substantial gate, here hung on ex 300x300 laminated posts with Replica Plain caps and with matching fence panels supported by ex 200x200 posts.



The Thorley is a solid, chunky gate, with T/G&V in the bottom panel and 60mm turned spindles in the top. Shown here with galvanised hardware and a black ringlatch. Note that the gate in this photo has non-standard style horns.

## Whitby



## Coventry



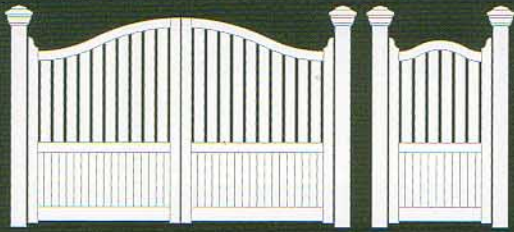
## Courtney




## Thorley





# Dempsey




These Dempsey gates, leading into a private school, were chosen for solidity, security and elegance. They have been fitted with special hinges which allow them to be opened a full 180° against the wall. T/G&V at the bottom and ex 100x25mm palings with a 20 mm gap at the top.



# Dundee

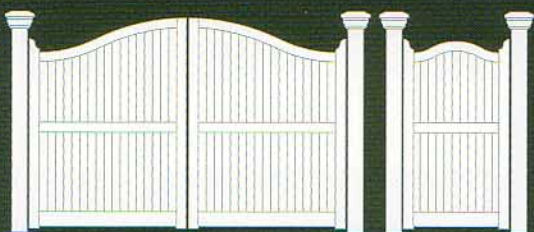


# Bentley



These Bentley gates are seen from the inside, showing the bracing and the special contoured hinge straps for the curved top rail. Privacy and security are the key concerns, the curved top rail allow these to be achieved with flair.

# Banbury




Privacy with style! The soaring top rail and the asymmetrical division set this gate apart. Please note, however, that special guarantee conditions apply to gates painted in dark colours.






The Willoughby design lends itself to both tall or low fence heights. Shown above in Cedar with a light stain creates a statement to this property, while the gates on the left give privacy, and are finished with our standard four coat spray finish in white.

## Willoughby



The Manley gate is a universal favourite. It has T/G&V panels and an arch on both sides. Shown here, set up on 400x400 feature pillars, with Automatic openers.

## Manley



T/G&V is standard with the Ingleby gate, creating privacy with flair. The gates shown here have been mounted between concrete pillars.

## Ingleby




# Newbury




# Stockleigh

(Ex 100x25 T/G&V)




# Staveley

(Ex 150x25 T/G&V)



# Moreleigh



Heritage  
GATES



The ultra-simple lines of the Newbury gate are particularly suited to the urban environment. This stained Newbury (above) has been set up as a sliding gate. This design has been manufactured in sizes up to 6.6m wide. With the picture (on the right,) illustrating the pedestrian gate and matching fence panels.



The ultra clean lines of the Stockleigh & Staveley designs are enhanced by the horizontal T/G&V palings. The Stockleigh design shown above, in white gives a good contrast with its surrounding black pillars and fence. Note the keypad/intercom for controlled access and opening.

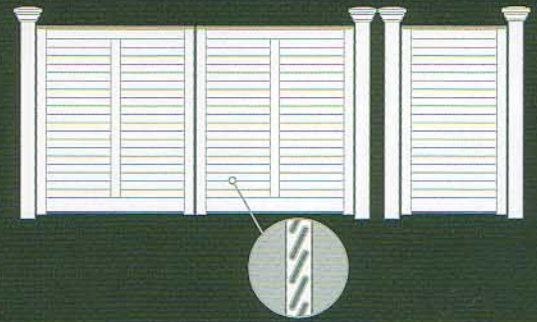


The diagonal T/G&V of the Moreleigh design is enhanced by its rectangular frame. Shown here mounted between stone pillars.

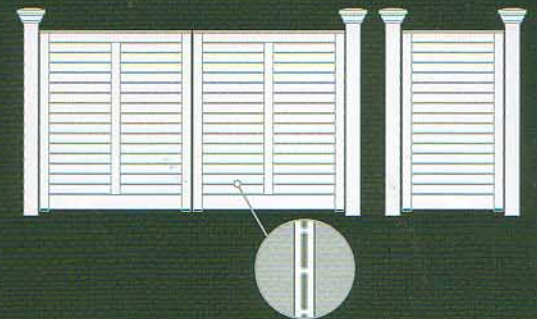


The freshness of the Woodbury design shown here, is enhanced by the richly stained Cedar and natural stone pillars. This design lends itself to any style of home or apartment. Note the unequal pair of gates, for easy pedestrian access.

## Woodbury

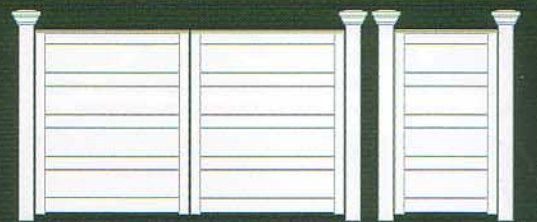


## Ormesby




The horizontal lines of the Ormesby design is enhance by a 10mm gap between each paling. Shown here as a sliding driveway gate, with a contoured lower edge and pedestrian access gate.


## Yorkley



## T&V Fence Panels




These T/G&V fence panels shown here are supported by ex150x150 laminated post and topped off with Contemporary Plain caps. This is enhanced by our standard 4 coat spray finish in white.



# The Country Selection



These gates were designed with rural use in mind, they will enhance any entranceway, from the smaller life style block, to hunting or fishing lodges and up to the largest station.

## Prairie




The Prairie is the premier gate in the Country Selection. Manufactured ex 100x75mm with all rails, stiles and verticals stop-chamfered. Shown here with matching fence panels, this design blends well in a rural or urban setting.

## Rancher




The Rancher is shown (above) as an unequal pair, but works just as well as a double driveway equal pair (below). Distinctive and strong, it is a great country gate where looks are as important as functionality.

## Pioneer





Heritage  
GATES



The style is traditional, the manufacturing even more so. With precise joinery and strong mortise and tenon joints this gate was designed for stability and will endure for many years.


# Settler



# Heritage GATES

## Custom & Design

Heritage Gates offers a full custom design and build service, with gates being built to your design or ours. Talk with one of our team today to discuss your requirements.



## Replica Caps

The moulding of the Replica Caps is mitred around the top of the post and can be custom made to fit different sized posts

Caps for posts 100mm



Plain Pyramid Ball Acorn

Caps for posts 125mm and larger




Plain Pyramid Ball Acorn

## Contemporary Caps

The moulding of the Contemporary Caps is mitred around the top of the post and can be custom made to fit different sized posts.

Caps for posts 100mm



Plain Pyramid Ball Acorn


Caps for posts 125mm and larger



Plain Pyramid Ball Acorn

## Classic Post Tops

Classic caps are fixed on top of 100x100 or 100x75 mm posts.



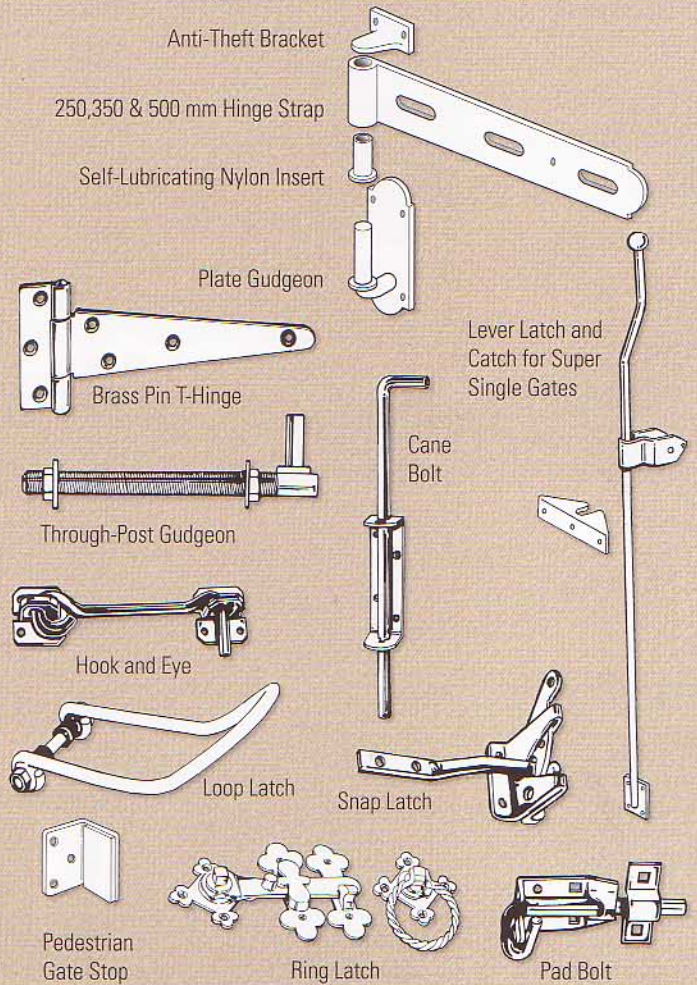
Plain Ball Acorn Dome Cap Post Head

## Laminated Posts

Laminated posts can be manufactured to your specifications in sizes from 100x100mm to 400x400mm and up to 5.0 m long.

## Hardware

Available galvanised or powder coated in black or white. For our full range of hardware send for our catalogue now.



## Automation



### Sliding Gate Drives

Units available to suit from 350kg through to 3000kg



### Swing Gate Drives

Swing arm motors for large Gateposts, gates up to 3.5m



Linear drive for gates up to 5m



Inground motors for gates up to 3.5m

### Intercoms & Keypads

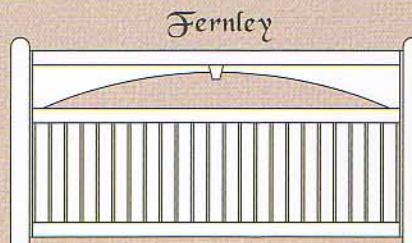


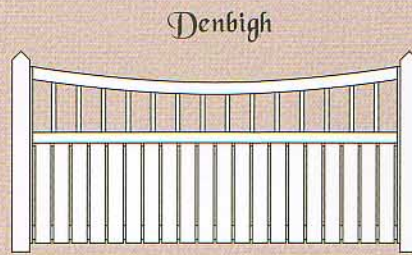



Audio only intercom room handset and gate station with or without keypad.



Audio/Video room handset and gate station with or without keypad.


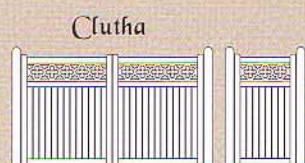
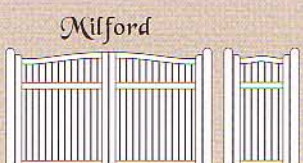
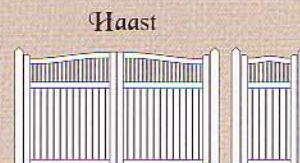
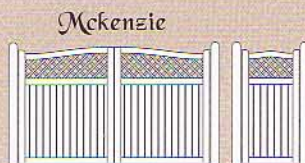
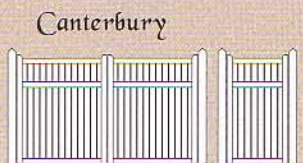
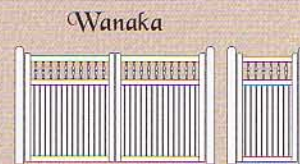



# Heritage Range Fence Panels



Fence panels can be manufactured to match any gate design. Contact our consultants for further details.

## The Classic Selection

The Classic Selection of high quality gates is framed in ex 100x50mm (4x2") timber for economy and for situations when a lighter weight gate is required.



For a copy of the Classic Selection brochure,  
please call: **0800-428-379**  
email: [enquires@heritagegates.co.nz](mailto:enquires@heritagegates.co.nz)

Distributor

# General Information

Heritage Gates & fences is dedicated to providing their customers with superior handcrafted timber products that will enhance the value of their property. Heritage Gates ensures that the best materials possible are used in the manufacture of their gates, with each piece of timber being carefully hand selected. Timber is a natural product, and this means that there is not one piece of timber ever the same.

## DIMENSIONAL CHANGE

Timber is hygroscopic (absorbs moisture from the atmosphere) and will take up and release moisture until it reaches an equilibrium moisture content with it surrounding environment. During this ongoing process the timber will expand and contract, thus some dimensional change will occur. This will be minimised by the application of a quality paint system.

## RESIN & TANNIN BLEED

These are two naturally occurring characteristics of timber; they will not affect the durability or performance of your product. However the application of a suitable sealer or primer will block these.

## STORAGE

All Heritage Gates & Fence panels should be stored in an upright position and protected from the weather before full protective coatings are applied and installed.

## PROTECTIVE COATINGS

All products must have protective coatings applied before being exposed to the weather. We recommend that you paint your gates with a 3 or 4 coat system using colours above 60% Light reflectance value (LRV), and carefully follow the coating manufacturers application instructions. For data sheets on 'Heritage Gates Paint System', call 0800 428 379.

## PRIMED ONLY

If products are supplied in their 'primed' state it is imperative that full protective coatings are applied before being exposed to the weather.

## INSTALLATION

It is recommended that installation is undertaken by an authorised installer, or in accordance with Heritage Gates simple step by step installation guide. It is important that adequate size posts and hardware are used, if unsure, or for your nearest agent/installer call 0800 428 379.

## AUTOMATIC OPENERS

If you are installing automatic gate openers, please consult Heritage Gates on the suitability of hardware and automatic actuator before installation.

## MAINTENANCE & CARE

To help you get the best from your Heritage Gates & Fences, it is important that regular maintenance is undertaken. Airborne contaminants including salt deposits, which settle on your products, can attack the surface and cause premature breakdown. Heritage Gates recommends that at a minimum, on a annual basis the surfaces are cleaned down with a washing agent, or as per coating manufacturers specifications.

## DISCLAIMER

Although every effort has been made to ensure the information in this brochure is accurate, no responsibility is accepted for any errors or omissions in this brochure, nor for any specifications or work based on this information.

# Guarantee

We guarantee that all our products are manufactured from quality materials and with quality workmanship, and that they are free from defects which would render them unsuitable for the purpose for which they were manufactured.

Heritage Gates and Fences provide a five year guarantee from the date of manufacture, provided protective coatings with a minimum light reflectance value of 60% are applied prior to the product being exposed to the weather. The guarantee expressly excludes defects that have arisen as a result of vandalism, fair wear and tear and climatic conditions.

If a gate is to be automated the hardware must be approved by Heritage Gates in advance. This guarantee does not cover damage done to the gate by inadequate or inappropriate hardware.

This guarantee applies to the manufactured product alone and does not cover any consequential loss such as repainting or rehanging. The maximum claim allowable would therefore be freight free replacement with product identical to that which was originally dispatched from our establishment.