




Pool fencing

contact information

style : strength : quality : choice



fencing built for the
kiwi environment



Stan is our entry level fence with an elegant profile that offers subtlety and refinement in landscape and pool settings.

- available in 0.9m and 1.2m heights
- slimmest panel on the market
- excellent value



- fully welded construction
- hot dip galvanised and powder coating option
- easy to install



economy



versatility



durability



Stan is better constructed and more competitively priced than many of its mid range rivals.

With fully welded 6mm solid bar uprights spaced 75mm apart, and square section rails, Stan gives nothing away in strength and is very easy to install.





Duke is a versatile range that comes in a number of different configurations, including the classic loop and rod, ring, rod top or flat top styles.

- available in 1m and 1.2m heights
- stylish and strong
- wide choice of finials



- choice of 200 colours
- smooth pre galvanised steel
- optional rod/ decorative top

economy



versatility



durability




The classic look of Duke is a favourite with those who enjoy a traditionally styled fence. You can choose from a wide selection of capped tube ends (finials) like the Fleur de Lys to create an elegant finish to your fence.



Boss provides a Heritage look and comes with a unique clip-in locking mechanism that increases strength.



- available in 0.9m and 1.2m heights
- hugs contour on slopes
- easy to install



Summary of fence types

- smooth pre galvanised steel
- raking to 22°
- choice of 200 colours



economy



versatility



durability



The square steel construction of Boss comes with a unique assembly system that increases strength compared to other modular fence types, and is easy to install.


Boss can be installed without cutting, welding or modification on sloping ground (maximum of 22 degree angle) making it perfect for undulating sites.



Choose Max when you want additional strength with style: the strongest in the residential market today.



- available in 1.2m height
- strongest welded panel



- hot dip galvanised and powder coating option
- fully welded construction
- easy to install

economy



Max's fully welded verticals are 8mm in diameter: the strongest in the residential market.

versatility



Since Max pool fence is hot dip galvanised you are ensured of extra long life.





durability





Summary of fence types:
Pool and Landscape



| |  |  |  |  |
|----------------------------|---|---|--|--|
| Summary of features | Most affordable Slimmest panel Excellent value | Big brother of Stan Strongest welded panel | Versatile range Wide choice of finials Stylish and strong | Hugs contour on slopes Heritage design Unique assembly system |
| Fully welded construction | ● | ● | | |
| Modular design | | | ● | ● |
| Hot dip galvanised | ● | ● | | |
| Pre galvanised steel | | | ● | ● |
| Easy to install | ● | ● | ● | ● |
| Raking (except loop & rod) | | | ● | ● |
| Optional decorative top | | | ● | |

Pedestrian gates are available to suit all fence types. Driveway gates can be custom made to match pool fencing styles.

Posts are supplied cut to length either with a mounting flange welded on, or a longer post that is suited to concreting into the ground (without a flange).

For a full range of products, please visit the Bulldog Fencing website.

Bulldog Products

Bulldog offer a wide and growing range of quality products including commercial, pedestrian, school, landscape and pool fencing, dog runs and driveway gates.

Powdercoating

Bulldog offers a wide range of 200 standard colours from the Dulux colourchart.

Warranty

We provide a comprehensive warranty of up to six years that gives you assurance over your investment. Warranty details are available to view at:

www.bulldogfencing.co.nz

Installation

All Bulldog products are simple to install and come with a step by step installation guide. Alternatively we can arrange installation for you.

There are a wide choice of fixings available, details of which are available on our website.

Compliance

All Bulldog Pool Fencing products are fully compliant to the Fencing of Swimming Pools Act 1987 to ensure maximum safety. Producer statements are available on request.



AMENDMENTS TO BULLDOG FENCING

Progress comes at the expense of change. **ASPL** have marketed **Bulldog Fencing** for 3 years now. Over this period we have gained valuable experience and we are now in the situation of being able to proudly introduce **Series II**. These changes now position **Bulldog Fencing** with a product range that is more **affordable**, even **better looking**, and **quicker and easier to assemble or install**.

The following is a summary of the main changes:



| Brand | Type | Change Made |
|---|-----------|--|
| STAN | Landscape | Now 2,357mm long |
| | Pool | Now 2,357mm long |
| | Security | Now 2,362mm long with an anti-flex kink on one end |
| <i>STAN Kindi will also change to 2.4m in length with a kink, once existing stock has sold out.</i> | | |



| | | |
|---|---------------|------------------|
| SPIKE | 1.8m Security | Now 2,390mm long |
| | 2.1m Security | Now 2,390mm long |
| <i>SPIKE Kindi will also change to 2.4m in length once existing stock has sold out.</i> | | |



| | | |
|---|----------|--|
| MAX | Pool | Soon 2,362mm long |
| | Security | Product to phase out once existing stocks sold |
| <i>MAX Pool will change once existing stock has sold out. MAX pool also suited to balustrade use.</i> | | |



| | | |
|---|-----------|--|
| BOSS | Landscape | Now 2,384mm long with stylish 40/25mm horizontals. Raking angle increased to a massive 30°. |
| | Pool | Now 2,384mm long with stylish 40/25mm horizontals. Available as 2 or 3 horizontal fences. Raking angle increased to a massive 30°. |
| | Kindi | Now 2,384mm long with stylish 40/25mm horizontals. Available as 2 or 3 horizontal fences. Raking angle increased to a massive 30°. |
| | Security | Now 2,384mm long with stylish 40/25mm horizontals. Available as 2 or 3 horizontal fences. Raking angle increased to a massive 30°. |
| <i>BOSS is suitable for balustrade use as well.</i> | | |



| | | |
|--|-----------|--|
| DUKE | Landscape | Now with 1mm verticals for Bulldog's most cost effective fencing solution. |
| | Pool | Now with 1mm verticals for Bulldog's most cost effective fencing solution. |
| | Kindi | Now with 1mm verticals for Bulldog's most cost effective fencing solution. |
| <i>Duke will change to 2,327mm in length with 40/25mm horizontals once existing stock sold out. DUKE is suitable for balustrade use.</i> | | |

| | |
|----------------------|---|
| FOLDED PANELS | The fence with no name but most widely used. Folded pool panels now available, 2,415mm in length. |
|----------------------|---|